

S

15th Czech – German ENT Days
Kurhaus – Hamm (Westfalen) - Germany
23rd-24th September 2016



Supported by the Mid-German Society of Otorhinolaryngologists

Welcome messages



Dear Ladies and Gentlemen,

a prosperous neighbourhood consists not solely of being calm at night hours and cleaning the stairwell from time to time. There is more than that about building a strong neighbourhood. Mutual interests and caring about each other's developments are strong signs of a functioning neighbourhood – which can lead into friendship. And obviously, sharing knowledge and experience among a certain topic means an improvement on both sides of the garden wall.

This is exactly what the Czech-German ENT Days are about. This congress is a very remarkable example of successful European cooperation. The participants of the Czech-German ENT Days can look forward to fascinating talks and discussions - and of course to satisfying surrounding conditions in Hamm. I am very honoured by the fact that the 15th Czech-German ENT Days take place in the Kurhaus of Hamm. I am sure that the participants will be entertained by a highly interesting programme and an excellent organization. I wish all participants a great time in Hamm and the organizers of the 15th Czech-German ENT Days good luck with the setup of the congress.

Yours sincerely

A handwritten signature in black ink, which appears to read "Thomas Hunsteger-Petermann". The signature is stylized with long, sweeping strokes.

Thomas Hunsteger-Petermann

Lord Mayor of Hamm



Foto: FOTO FAUST Halle (Saale)"

Dear colleagues,

in behalf of the members of the Mid-German Society of Otorhinolaryngologists I would like to send our best regards to the participants and organizers of the 15th Czech-German ENT days in Hamm.

Traditionally the Mid-German Society of Otorhinolaryngologists, which celebrates its 25th anniversary meeting this September in Halle (Saale), has supported the bilateral friendship meetings between Czech and German ENT doctors for the last years. We feel that although being a small meeting, it is very valuable for the clinical, scientific and personal exchange amongst ENT specialists between our two countries.

Being this year's president of the Mid-German Society of Otorhinolaryngologists, I also note a personal connection between our societies. The Bohemian associate professor Emanuel Zaufal (1837-1910), who started systematic teaching of otology in 1874 in Prague at the newly founded otological clinic lived at the same time as the founder of the first otological clinical in Halle (Saale) in 1863 and later professor of otology Hermann Schwartze (1837-1910). The two surgeons devoted most of the clinical and scientific work to otology and specifically otosurgery.

The 15th Czech-German ENT days in Hamm will cover a wide spectrum of ENT diseases and involve important topics of our specialty. Besides the interesting program the setup of the conference and its familiar size will provide the great opportunity for personal conversations between the participants from the two countries.

I wish you two wonderful days in the city of Hamm and at the conference.

Sincerely yours

A handwritten signature in blue ink, appearing to read 'Stefan Plontke'. The signature is fluid and cursive.

Stefan K. Plontke

President of the Mid-German Society of Otorhinolaryngologists
Professor and Chairman Dept. of Otorhinolaryngology, Head and Neck Surgery
Martin-Luther-University Halle-Wittenberg



Dear colleagues,

It is a great pleasure for me to host the 15th Czech-German ENT days in Hamm.

Our small and familiar congress is a sign of living European Co-operation which is more than before necessary at a time of global instability and increasing European problems. Johann Nepomuk Czermak after whom the prize for the best presentation of a young scientist is named, is a prominent example of a successful European especially Czech-German scientific cooperation in Otorhinolaryngology which we intend to continue and develop further!

Even if Hamm seems to be far away from the Czech Republic and some more remote areas of Germany it is within easy reach from all over Europe, because of its good travel connections. The town of Hamm is well situated in the heart of Westphalia and is connected by two European highways, three airports and a major train station, which is one of the main juncture points between north and south as well as east and west.

Hamm's most outstanding landmark is the world's tallest by an animal inspired building: a glass elephant with the height of 36 meters. The large ears, the long trunk (nose) and his impressive neck remind us of the core tasks of our specialty which are also the main topics of our congress. We will have interesting sessions on otology, rhinology and sinus surgery as well as neck surgery including the thyroid gland as a special topic - all held by renowned national and international experts. Furthermore we will be able to gain insight into current research projects of both countries, mainly presented by young experts in the category Varia. The different sessions offer an excellent platform for an exchange of ideas and a great opportunity for lively and interesting discussions.

Traditionally, the social aspect is a central part of our congress. The breaks during the congress and the social event on Friday evening (held on the top floor of the elephant) will provide plenty of room for meeting colleagues and creating new national and international friendships.

I would like to welcome you most cordially to our congress in Hamm

Sincerely,

Jürgen Abrams

Congress chair



Dear colleagues, dear friends,

on behalf of Czech Society of Otorhinolaryngology and Head and Neck Surgery I am excited to present the 15th Czech-German ENT days on 23-24 September, 2016 in Hamm. Based on the success of nice history Czech-German meeting for over 10 years, I am pleased to invite you together with Dr. Dr. Jürgen Abrams to Germany.

There is no doubt that Hamm is an extraordinary place to visit in September. Join us for 2 exciting days, to exchange ideas and interact with colleagues. Meeting is a good training for young ENT specialists. Czech-German ENT days are well known for the very familiar and warm atmosphere among friends.

I am looking forward to welcoming you to Hamm!

Sincerely,

Viktor Chrobok

General Information


Course fee (inclusive meals, beverages and gala dinner): 90 €

Information for German participants: Die Fortbildung wurde durch die Ärztekammer Westfalen-Lippe mit insgesamt **12 Fortbildungspunkten** (Kategorie: B) zertifiziert.

The **best presentation** of a participant below the age of 35 will receive the Johann Nepomuk Czermak Award (see information box).

Czermak prize of the year 2016 for the best Czech presentation is the participation in the International Tympanoplasty course at the Department of Ear, Nose and Throat, Head and Neck Surgery, University Hospital of Cologne combined with a subsequent job shadowing in the ENT Department for one week.

The best German presentation is rewarded with the participation in endoscopic sinus course at the university hospital Motol, Prague.




During this year's congress, and for the first time, the prize will be named after the co-developer of the laryngoscopy, Johann Nepomuk Czermak. The name Czermak is like no other connected to the German, Czech and European ENT. Johann Nepomuk Czermak (1828-1873) was born in Prague as the son of a well-known physician. He studied medicine at the University of Vienna, Breslau and Würzburg (1849). Afterwards, he was an assistant at the Institute of Physiology in Prague and in 1855 became Professor of Zoology at the University of Graz. Subsequently, he was appointed as the chair of the newly established Department of Physiology in Krakow. He left only 2 semesters later to move back to Vienna in fall of 1857. In summer of 1858 a position became available at the Department of Physiology in Budapest and Czermak was summoned to be the chairman. He established a private laboratory in Prague with a lecture hall and was concurrently a professor at the University of Jena. On March 27th 1858 Czermak reported on the laryngoscope ("Ueber den Kehlkopfspiegel") in the Vienna Medical Weekly. He demonstrated it at the meeting of the Department of Physiology and Pathology on April 9th 1858. He went on extensive travels to Germany, France, Holland, England, Scotland and Ireland to introduce the method of laryngoscopy, leaving enthusiastic young doctors who adopted the new specialty. (Wikipedia; Harald Feldmann, Bilder aus der Geschichte der Hals-Nasen-Ohren-Heilkunde, Median Verlag 2003)


Congress Program

Friday, September 23rd 2016

8:30-9:00	Registration	
9:00-9:20	Welcome address	Ulrike Wäsche, 1 st Mayoress Stadt Hamm Jürgen Abrams, Congress chair

9:20-1:00 pm	Sinus and lacrimal diseases	Chair: Komínek (Czech Republic) Meyer-Rüsenberg (Germany)
---------------------	------------------------------------	--


9:20-9:40	S1	Lacrimal surgery in ophthalmology	(Meyer-Rüsenberg, Germany)
9:40-10:00	S2	Lacrimal surgery in ENT	(Komínek, Czech Republic)
10:00-10:20	S3	Lacrimal surgery – experiences of Krupp Hospital Essen	(Hohenhorst, Germany)
10:20-10:40	S4	Endoscopic DCR revision surgery – indications and technique	(Weber, Germany)
10:40-11:00		Discussion	
11:00-11:30		Coffee Break	
11:30-11:45	S5	Imaging of the great salivary glands and the lacrimal duct using a contrast agent in routine cone beam computed surgery	(Fauser, Germany)
11:45-12:00	S6	Lacrimal sac papilloma	(Jančatová, Czech Republic)
12:00-12:15	S7	Postlacrimal approach to the maxillary sinus	(Dönmez, Germany)
12:15-12:30	S8	Nasal symptomatology, obstruction and paranasal sinus opacity in patients with chronic obstructive pulmonary disease	(Čelakovský, Czech Republic)
12:30-12:45	S9	Reccurent epistaxis as a sign of arteriovenous malformation of paranasal sinuses	(Studecká, Czech Republic)
12:45-1:00		Discussion	

1:00-2:00 pm		Lunch
---------------------	---	--------------

1:15-1:45	Lunch Symposium	
	Die Teilgebietsradiologie	(SCS Systems)
	Schädeldiagnostik erhalten und fördern durch die humanmedizinische DVT-Anwendung der „super high resolution ultra low dose pbct“ Klasse	

2:00-4:00 pm	Varia I	Chair: Chrobok (Czech Republic) Gehrking (Germany)
---------------------	----------------	---

2:00-2:15	V1	Concepts in septoplasty	(Gehrking, Germany)
2:15-2:30	V2	Functional aspects of surgery of the nasal tip and the nasal valve	(Lautermann, Germany)

2:30-2:45	V3	New FEES Scoring System Proposal	(Černý, Czech Republic)
2:45-3:00	V4	Flexible endoscopic evaluation of swallowing (FEES) as a method for observation rehabilitation of dysphagia in patients after surgical treatment for ENT cancer	(Dostálová, Czech Republic)
3:00-3:15	V5	Flexible endoscopic evaluation of swallowing (FEES) as a method for observation rehabilitation of dysphagia in patients after brain stroke	(Sýba, Czech Republic)
3:15-3:30	V6	Drug-induced sleep endoscopy	(Putz, Germany)
3:30-3:45	V7	Traditional techniques of surgery for snoring and obstructive sleep apnea syndrome	(Hanak, Czech Republic)
3:45-4:00	V8	New techniques of surgery for obstructive sleep apnea syndrome	(Abrams jr., Germany)
4:00-4:30		Coffee Break	



4:30 -6:00 pm	Varia II	Chair: Betka jr. (Czech Republic) Fauser (Germany)
----------------------	-----------------	---

4:30-4:45	V9	NETs in ENT	(Korpová, Czech Republic)
4:45-5:00	V10	Unusual case of dysphagia in childhood (case report)	(Šatánková, Czech Republic)
5:00-5:15	V11	New potential risk factors for recurrent respiratory papillomatosis	(Formánek, Czech Republic)
5:15-5:30	V12	MicroRNA in pathology and cytology: current state and future perspectives	(Kalfeřt, Czech Republic)
5:30-5:45	V13	Treatment Decision Support of Laryngeal Cancer using a Digital Patient Model	(Stöhr, Germany)
5:45-6:00		Discussion	

End of meeting

7:30 pm	Gala Dinner with live music, "Glaselefant" Maximilian Park
----------------	---

Saturday, September 24th 2016

9:00-1:00 pm		Thyroid and Parathyroid disease I	Chair: Abrams (Germany) Betka (Czech Republic)
9:00-9:20	TD1	Anatomy of the thyroid and parathyroid gland	(Dierichs, Germany)
9:20-9:40	TD2	Contemporary diagnostic and laboratory findings in thyroid and parathyroid disease	(Feldkamp, Germany)
9:40-10:00	TD3	Histological findings in thyroid disease	(Diebold, Germany)
10:00-10:20	TD4	Sonography in thyroid disease	(Jecker, Germany)
10:20-10:40	TD5	Nuclear medicine diagnostics in thyroid disease	(Neumann, Germany)
10:40-11:00		Discussion	
11:00-11:30		Coffee Break	
11:30-11:50	TD6	Operative therapy of benign thyroid disease	(Graefe, Germany)
11:50-12:10	TD7	Operative therapy of malignant thyroid disease	(Betka, Czech Republic)
12:10-12:30	TD8	Management of thyroid surgery complications	(Betka, jr., Czech Republic)
12:30-12:50	TD9	Operative therapy of hyperparathyroidism	(Lamesch, Germany)
12:50-1:00		Discussion	
1:00-2:00 pm		Lunch	

2:00- 3:00 pm		Thyroid and Parathyroid disease II	Chair: Kastner (Czech Republic) Graefe (Germany)
2:00-2:15	TD10	Complications in patients undergoing thyroid surgery	(Pokorný, Czech Republic)
2:15-2:30	TD11	Perioperative Management of recurrent laryngeal nerve function: impact of care in thyroid operations performed by Laryngologists	(Patscheke, Germany)
2:30-2:45	TD12	Surgical treatment of pregnant patients with thyroid disorders and thyroid nodules	(Novosel, Germany)
2:45-3:00		Discussion	

3:00-5:00 pm		Ear	Chair: Chrobok (Czech Republic) Hüttenbrink (Germany)
3:00-3:20	E1	Some special aspects of middle ear surgery in children	(Hüttenbrink, Germany)
3:20-3:40	E2	Moist mastoid cavity after canal wall down mastoidectomy	(Chrobok, Czech Republic)
3:40-3:50	E3	Palisade cartilage tympanoplasty	(Lindemann, Germany)
3:50-4:00	E4	Stapedectomy without prothesis	(Bedronka, Germany)
4:00-4:10	E5	Delayed facial palsy following uncomplicated middle ear surgery	(Tothová, Czech Republic)
4:10- 4:20	E6	Diagnosis and therapy of Chondrodermatitis nodularis helicis winkler in daily ENT practice	(Haroun, Germany)
4:20-4:30		Discussion	
4:30-5:00		Coffee Break	



5:00 -6:00 pm		Tonsillectomy, Tonsillotomy	Chair: Windfuhr (Germany)
5:00-5:20	T1	Clinical practice guide for tonsillitis	(Windfuhr, Germany)
5:20-5:40	T2	Tonsillotomy for Tonsillitis- What is the evidence?	(Savva, Germany)
5:40-6:00	T3	Taste after tonsillectomy – a 30 years longtime follow up study	(Stelter, Germany)

Johann Nepomuk Czermak award

Farewell

End of meeting



We are looking forward to meeting you again 2017 in

Ústí nad Labem

Getting there

Congress Venue

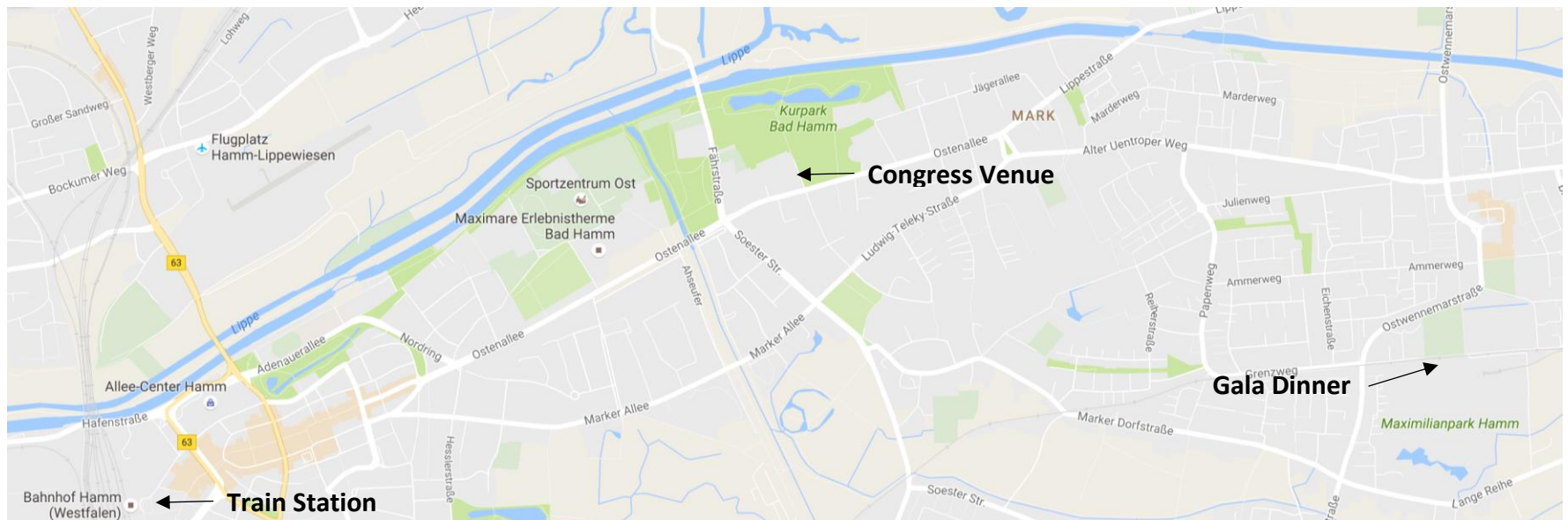
Kurhaus Bad Hamm
Ostenallee 87
59071 Hamm (Westfalen)

Bus line: 1 and 3
Bus Stop: "Bad Hamm" or "Knappenstraße"

Gala Dinner

Maximilianpark
"Glaselefant"
Alter Grenzweg 2
59071 Hamm

Bus line: 1, 6, 18 and 33
Bus stop: "Maximilianpark"



Arriving by train

Undoubtedly, the most convenient way to Hamm is by rail.

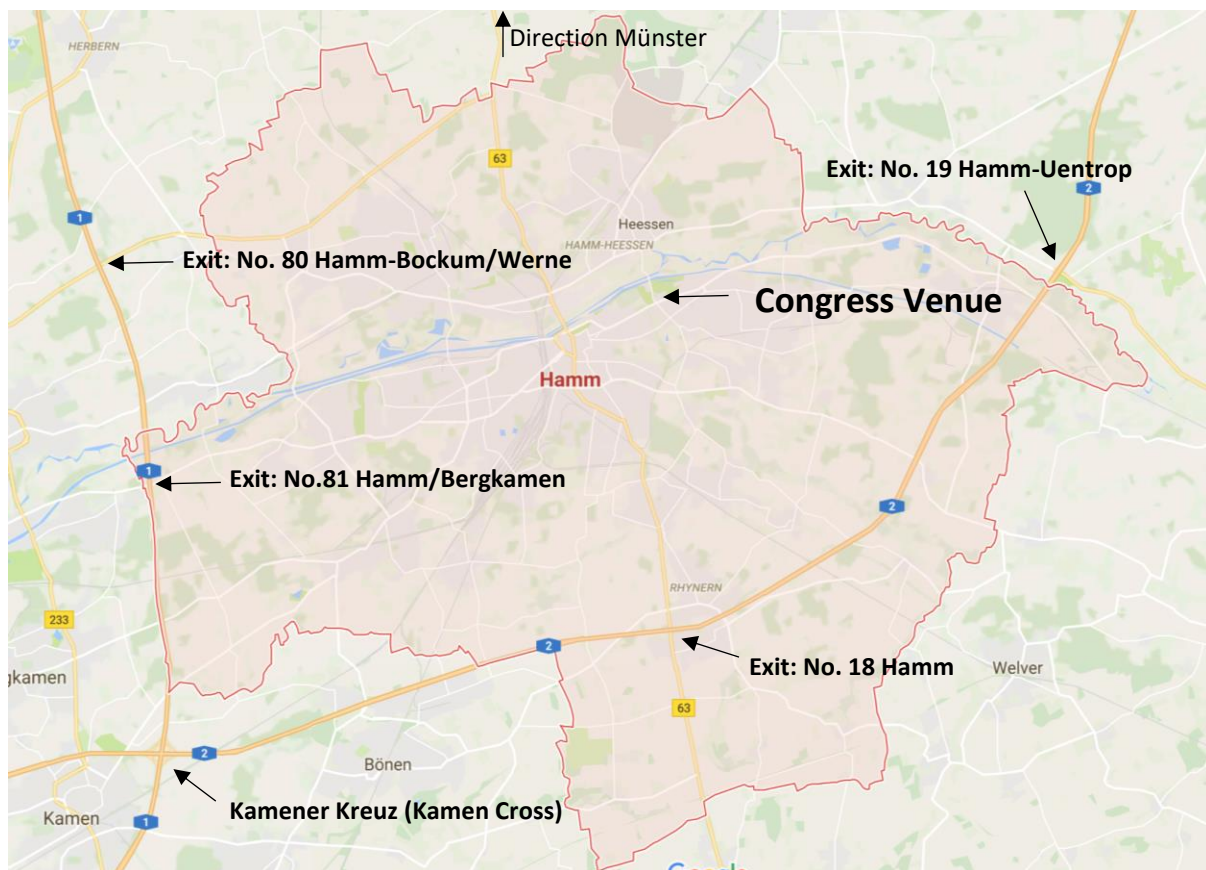
Today, the **train station of "Hamm Westf. "** is a hub for international and national fast trains and an important juncture point in the railroad network between east and west as well as north and south. As this, Hamm is well connected to the nearby Münsterland, Sauerland and the Ruhr district.

The recently redesigned Willy-Brandt-Platz (right in front of the train station) with its architecturally interesting bus station has become a symbol of the restructuring of the inner city.

Arriving by car

Hamm is centrally located nearby the "Kamener Kreuz" (crossing of the highways A1 and A2). So if you are arriving by car, from Hamm you can reach in less than one hour the Münsterland, Sauerland or one of the vibrant cities of the Ruhr district. The **A2 (E34)** and **A1 (E37)** have several exits leading to the city of Hamm and the congress venue. If you are arriving via the A2 take the **exit "Hamm-Uentrop"** or **"Hamm"**. If you take the A1 to get to the congress, choose the **exit "Hamm-Bockum/Werne"** or **"Hamm/Bergkamen"**.

The Country Road B63 leads from Hamm in the direction of a very interesting historic city named Münster.



Arriving by plane

The proximity to the three regional airports **Dortmund**, **Münster** and **Paderborn** makes Hamm also easily accessible by plane.

The **Airport Dortmund – Wicked** is located in the east of the Ruhr district and can be reached from Hamm within half an hour by car or train. A simple terminal, short ways and layover times as well as 41 destinations in 13 countries make the airport a gateway to Europe. More information at www.flughafen-dortmund.de.

The **Airports Münster/Osnabrück** and **Paderborn/Lippstadt** can be reached exclusively by car. They offer an extensive range of destinations in about 15 countries, scheduled and charter flights. The Paderborn airport provides free parking for long-term parking. More information at www.flughafen-paderborn-lippstadt.de and at www.flughafen-fmo.de.

The nearest international airport is **Düsseldorf airport**, which terminal is directly connected by train to the train station of Hamm (journey time: approximately one hour). More information at www.dus.com.

Hamm itself features an inner-city sport airport with a flight school.

Accommodation

Please make reservations with the keywords "ENT Congress 2016 Hamm"

(distance from Hotel to congress venue)

- **B&B Hotel Hamm** (3,3 km)
Willy-Brandt-Platz 5, 59065 Hamm
+ 49 2381 95600
www.hotelbb.de/de/hamm
- **Hotel Alte Mark** (1,4 km)
Alter Soester Straße 29, 59071 Hamm
+49 2381 980560
www.alte-mark.de
- **Mercure Hotel** (3,2 km)
Neue Bahnhofstr. 3, 59065 Hamm
+49 2381 91920
www.mercure.com/de/hotel-2941-mercure-hotel-hamm/index.shtml
- **SPA Hotel Gut Sternholz** (5,4 km)
Im Giesendahl, 59071 Hamm
+49 2388 301099-0
www.gut-sternholz.de/hotel.php
- **Bootshaus Hamm** (0,9 km)
Fährstraße 7, 59073 Hamm
+49 2381 987650
www.hamm-bootshaus.de
- **Hammer Brunnen** (0,3 km)
Ostenallee 105, 59071 Hamm
+49 2381 982830
www.hammer-brunnen.de
- **Hotel Stadt Hamm** (2,3 km)
Südstraße 9-13, 59065 Hamm
+49 2381 29 091
www.hotel-stadt-hamm.de

List of sponsors

- Vereinigung Mitteldeutscher HNO-Ärzte
- St. Barbara Klinik Hamm (Franziskus Stiftung Münster)
- bess Medizintechnik GmbH
- Fahle Medizintechnik – Vertrieb GmbH
- Erbe Elektromedizin GmbH
- Heimomed Heinze GmbH
- Johnson & Johnson Medical GmbH
- Karl Stolz GmbH
- Medtronic GmbH
- Merz Medizintechnik
- NMP Neuwirth GmbH
- Pohl-Boskamp GmbH
- ResMed GmbH
- SCS GmbH
- Spiggle & Theis

Author Index

E: Ear Session

S: Sinus/Lacrimal Session

TD: Thyroid/Parathyroid Session

T: Tonsillitis Session

V: Varia

- Abrams, Nils, Dr. med. (Germany, Lübeck) V8
- Bedronka, Dr. med. (Germany, Essen) E4
- Betka, Jan, Prof. M.D. Ph.D. (Czech Republic, Praha) TD7
- Betka, Jaroslav, M.D., Ph.D. (Czech Republic, Praha) TD8
- Čelakovský, Petr, M.D., Ph.D. (Czech Republic, Hradec Králové) S8
- Černý, Michal, M.D., Ph.D. (Czech Republic, Hradec Králové) V3
- Chrobok, Victor, Prof. M.D., Ph.D. (Czech Republic, Hradec Králové) E2
- Dierichs, Rolf, Prof. Dr. Dr. h.c. (Germany, Münster) TD1
- Diebold, Kurt, Dr. med. (Germany, Hamm) TD3
- Dönmez, Duygu (Germany, Karlsruhe) S7
- Dostálová Lucie, M.D. (Czech Republic, Praha) V4
- Fauser, Claudius, Dr. med. (Germany, Regensburg) S5
- Feldkamp, Joachim, Priv. Doz. Dr. med. (Germany, Bielefeld) TD2
- Formánek, Martin, M.D. (Czech Republic, Ostrava) V11
- Gehrking, Eckard, Prof. Dr. med. (Germany, Augsburg) V1
- Graefe, Hendrik, Dr. med. (Germany, Hamburg) TD6
- Hanak, Jan, M.D. (Czech Republic, Brno) V7
- Haroun, Firas (Germany, Hamm) E6
- Hohenhorst, Winfried, Dr. med. (Germany, Essen) S3
- Hüttenbrink, Karl-Bernd, Prof. Dr. Dr. h.c. (Germany, Köln) E1

- Jančatová, Debora, M.D. (Czech Republic, Ostrava) S6
- Jecker, Peter, Prof. Dr. med. (Germany, Bad Salzungen) TD4
- Kalfeřt, David, M.D., Ph.D. (Czech Republic, Praha) V12
- Komínek, Pavel, Prof. M.D., Ph.D., MBA (Czech Republic, Ostrava) S2
- Korpová, Alena, M.D. (Czech Republic, Olomouc) V9
- Lamesch, Peter, Prof. Dr. med. (Germany, Leipzig) TD9
- Lautermann, Jürgen, Prof. Dr. med. (Germany, Halle) V2
- Lindemann, Jürgen, Dr. med. (Germany, Essen) E3
- Meyer-Rüsenberg, Hans-Werner, Prof. Dr. med. (Germany, Hagen) S1
- Neumann, Christine, Dr. med. (Germany, Bielefeld) TD5
- Novosel, Tomislav (Germany, Bad Salzungen) TD12
- Patscheke, Jochen, Dr. med. (Germany, Gießen) TD11
- Pokorný, Karel, M.D., Ph.D. (Czech Republic, Pardubice) TD10
- Putz, Sebastian (Germany, Essen) V6
- Šatánková, Jana, MD (Czech Republic, Hradec Králové) V10
- Savva, Kalliopi, Dr. med. (Germany, Mönchengladbach) T2
- Stelter, Klaus, Priv. Doz. Dr. med. (Germany, Bad Aibling) T3
- Studecká, Eva, M.D. (Czech Republic, Olomouc) S9
- Stöhr, Matthäus, Dr. med. (Germany, Leipzig) V13
- Sýba, Jaroslav, M.D. (Czech Republic, Praha) V5
- Tothová, Eva, M.D. (Czech Republic, Brno) E5
- Weber, Rainer, Prof. Dr. (Germany, Karlsruhe) S4
- Windfuhr, Jochen, Prof. Dr. med. (Germany, Mönchengladbach) T1

Contact Germany

Dr. Dr. Jürgen Abrams

Abteilung für HNO Heilkunde, Kopf-und Halschirurgie, Plastische Operationen, Endokrine Halschirurgie

St. Barbara Klinik

Am Heessener Wald 1

59073 Hamm

Phone: +49 2381 34051

Mail: abrams@cgorl.eu

www.hno-hamm.de

Contact Czech Republic

Jaroslav Betka, MD., PhD.

Department of ENT and HNS of the 1st Faculty of Medicine, Charles University and Faculty Hospital Motol in Prague

V úvalu 84, Prague 5, Czech Republic

Phone: +420 224 434 300

Mail: jara.betka@gmail.com

Congress Homepage

www.cgorl.eu

